


Disposal: This product is made from various kinds of material, some of which can be recycled while others must be disposed of. Make sure you recycle or dispose of the product in compliance with current laws. Some electronic components may contain polluting substances; do not dump them.



SM-50 is a transceiver so it can clone other Remote Controls of the same type. It can also generate a random new code to any of the given buttons. SM-50 it can store up to three (3) different codes, one for each button.

Store code in SM-50 (copy from other Remote Control)

- Press all three buttons simultaneously and the LED turns on steadily. SM50 is ready to be programmed.
- Release all three buttons and the LED turns off.
- Place the remote control we want to copy facing the one we program.
- Holding the button of the remote control we want to program pressed, press the button of the remote control we want to copy.
- When the LED of the SM-50 we want to program starts blinking the remote control has been copied.
- Release all buttons. SM-50 is programmed.

Store Random code on button

SM-50 can generate a new random code on each button or combination of two buttons as below.

- Press all three buttons simultaneously and the LED turns on steadily.
- Release all three buttons and the LED turns off.
- Press again all three buttons simultaneously and the LED turns on steadily.
- Release all buttons except the one we want to program with the random code. The LED starts blinking slowly. We keep the desired button pressed (for 10'') until the LED of SM-50 starts blinking quicker transmitting the code we have just programmed.
- If something goes wrong repeat the entire procedure.

Technical specifications

Carrier Frequency : 433.92mhz
 Coding : 12-32bit digital code
 Radiated Power : 1mW
 Power input : 12Vdc / 25mA max - LR23 Battery
 Working temperature : -40°C to +85°C

DECLARATION OF CONFORMITY

AUTOTECH - G. KAPSALIS
 8, Archimideou str. 12134 Peristeri Athens, Greece, Tel: +302105780019, Fax: +302105785112
 In accordance with the following directives:

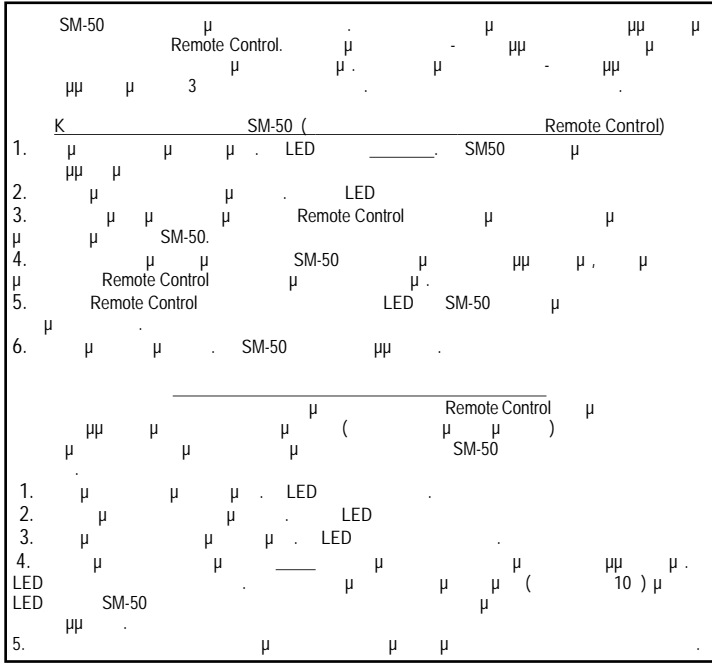
- EN 301 489-1, -3
- EN 55022, 61000-4-3, 61000-4-2
- EN 300 220-1, -3,
- EN 60950

CE


hereby declare that:
 Product : Remote Control Transmitter
 Model : SM 50 P
 is in conformity with the applicable requirements of the following documents.

I hereby declare that the equipment named above has been designed to comply with the relevant sections of the above referenced specifications. The unit complies with all the applicable essential requirements of the directives mentioned.

Name: Apergis Antonios
 Position: Technical Director
 Peristeri, 28 November 2013



Disposal: This product is made from various kinds of material, some of which can be recycled while others must be disposed of. Make sure you recycle or dispose of the product in compliance with current laws. Some electronic components may contain polluting substances; do not dump them.



SM-50 is a transceiver so it can clone other Remote Controls of the same type. It can also generate a random new code to any of the given buttons. SM-50 it can store up to three (3) different codes, one for each button.

Store code in SM-50 (copy from other Remote Control)

- Press all three buttons simultaneously and the LED turns on steadily. SM50 is ready to be programmed.
- Release all three buttons and the LED turns off.
- Place the remote control we want to copy facing the one we program.
- Holding the button of the remote control we want to program pressed, press the button of the remote control we want to copy.
- When the LED of the SM-50 we want to program starts blinking the remote control has been copied.
- Release all buttons. SM-50 is programmed.

Store Random code on button

SM-50 can generate a new random code on each button or combination of two buttons as below.

- Press all three buttons simultaneously and the LED turns on steadily.
- Release all three buttons and the LED turns off.
- Press again all three buttons simultaneously and the LED turns on steadily.
- Release all buttons except the one we want to program with the random code. The LED starts blinking slowly. We keep the desired button pressed (for 10'') until the LED of SM-50 starts blinking quicker transmitting the code we have just programmed.
- If something goes wrong repeat the entire procedure.

Technical specifications

Carrier Frequency : 433.92mhz
 Coding : 12-32bit digital code
 Radiated Power : 1mW
 Power input : 12Vdc / 25mA max - LR23 Battery
 Working temperature : -40°C to +85°C

DECLARATION OF CONFORMITY

AUTOTECH - G. KAPSALIS
 8, Archimideou str. 12134 Peristeri Athens, Greece, Tel: +302105780019, Fax: +302105785112
 In accordance with the following directives:

- EN 301 489-1, -3
- EN 55022, 61000-4-3, 61000-4-2
- EN 300 220-1, -3,
- EN 60950

CE

hereby declare that:
 Product : Remote Control Transmitter
 Model : SM 50 P
 is in conformity with the applicable requirements of the following documents.

I hereby declare that the equipment named above has been designed to comply with the relevant sections of the above referenced specifications. The unit complies with all the applicable essential requirements of the directives mentioned.

Name: Apergis Antonios
 Position: Technical Director
 Peristeri, 28 November 2013

